

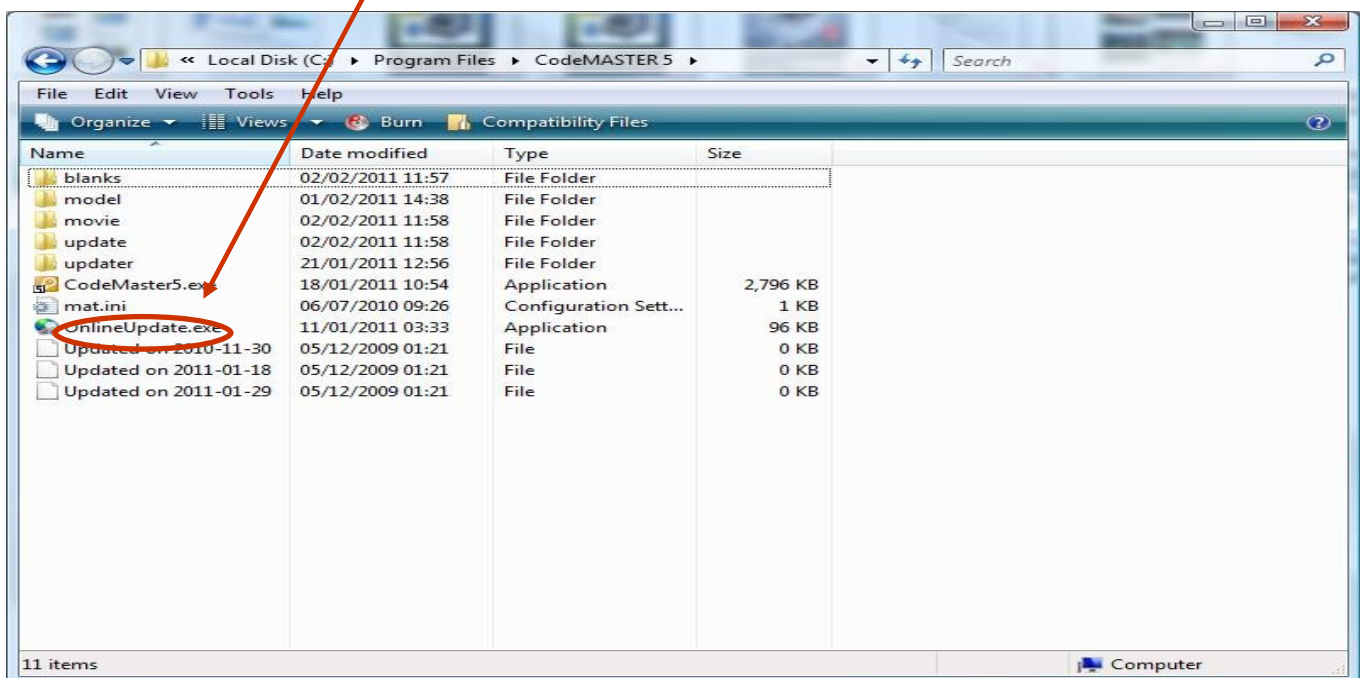


## Updating your PC and PDA software

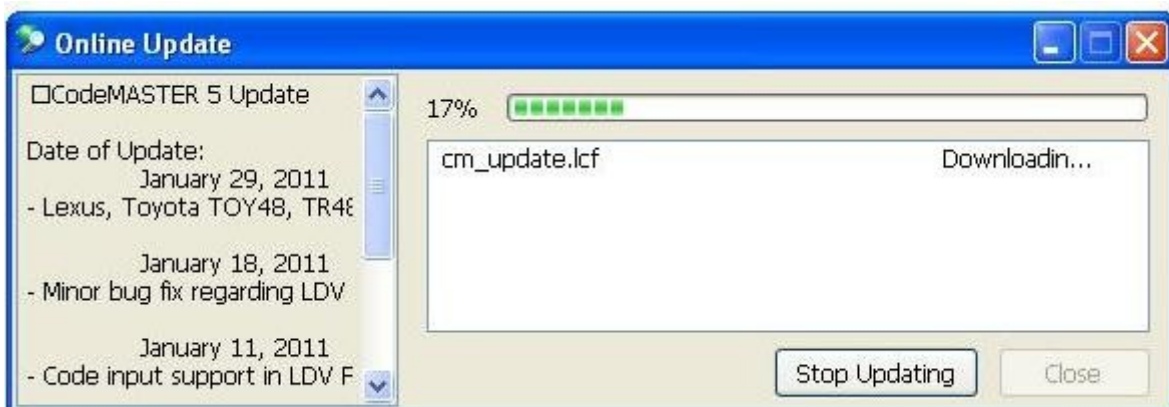
Run the cd disc that we have sent you, or go to our website and download the latest version at [www.downloads-lockdecoders.com](http://www.downloads-lockdecoders.com) and go to the Miracle section. Save to your computer. Then run.

You will get 3 new sub menus. Modify, repair or remove. Choose the repair and follow the instructions.

Now go to the following. My Computer> Local disc C> Program files> Codemaster and In this section you will see the online updater. Press this and it will check if there is a newer version for you.

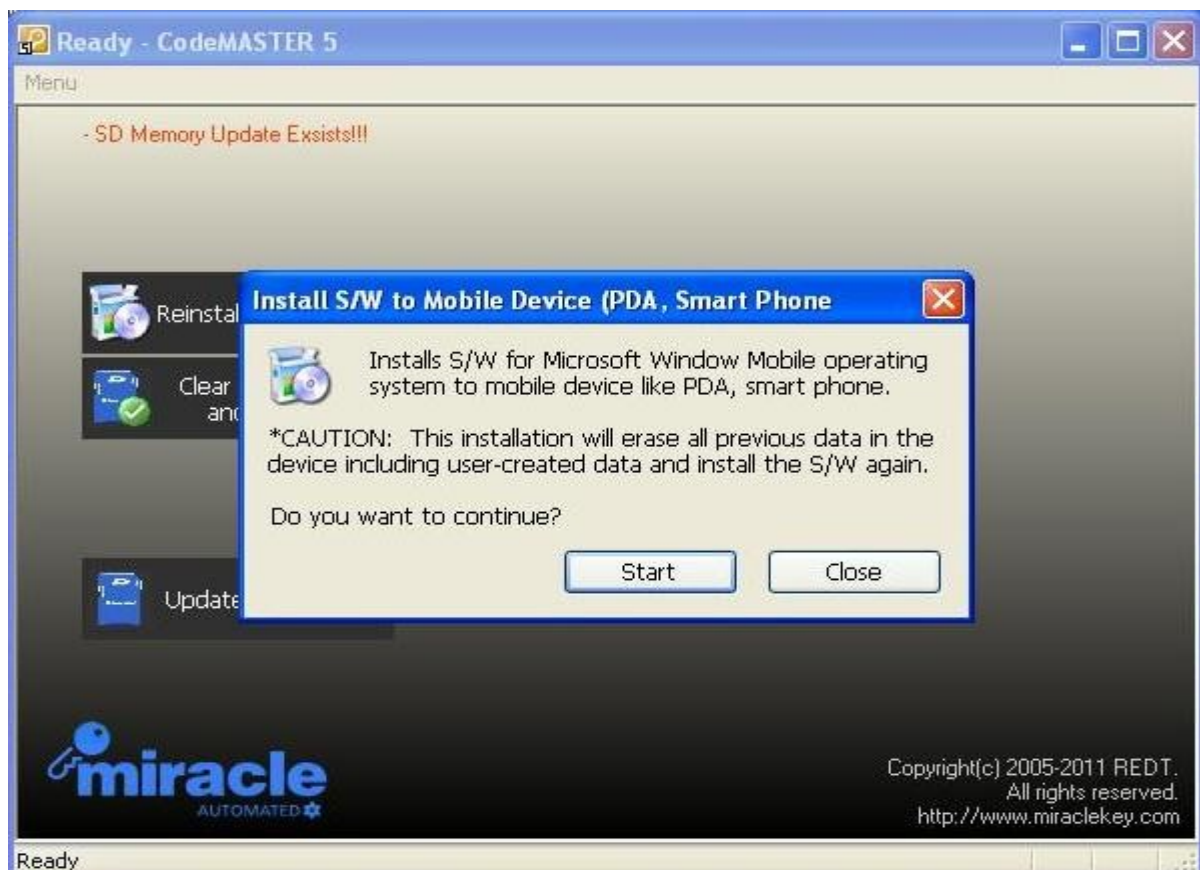


Let the new update run and install.

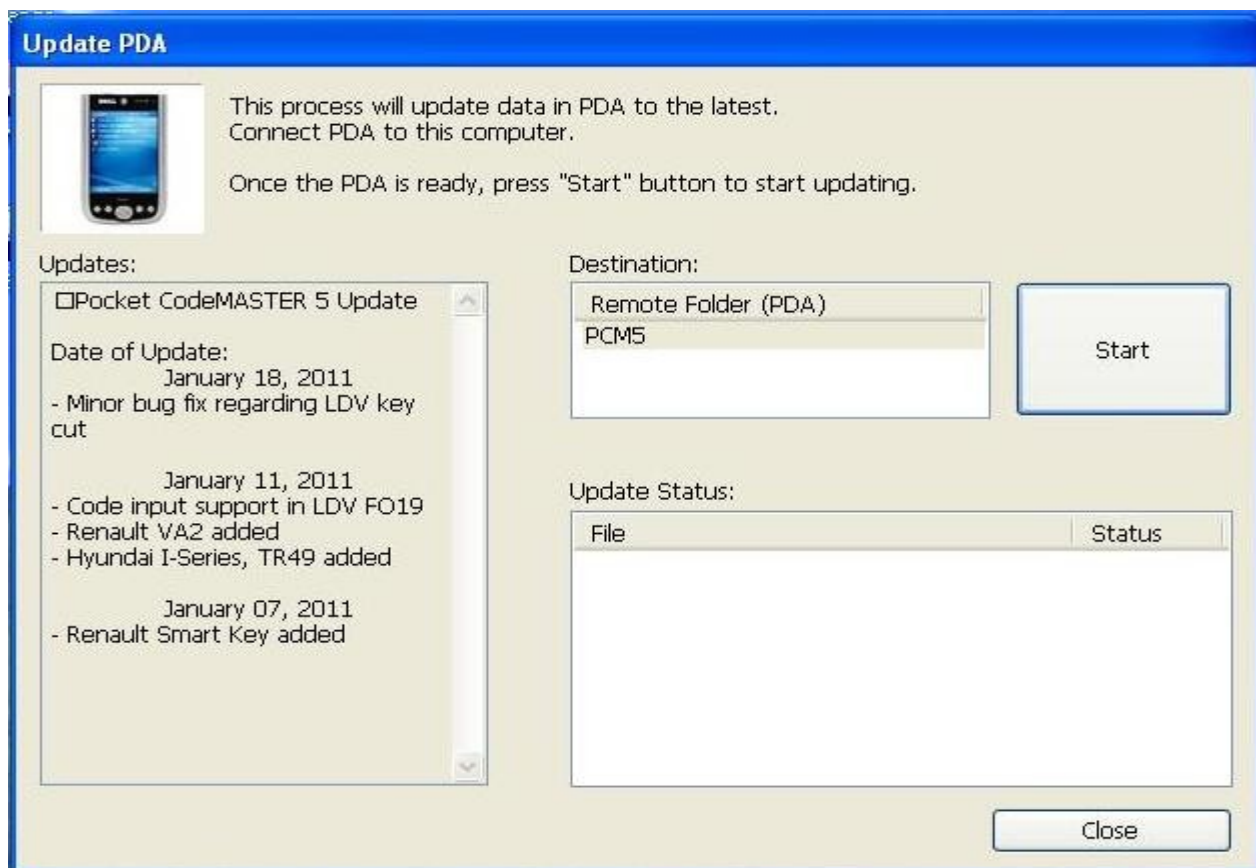
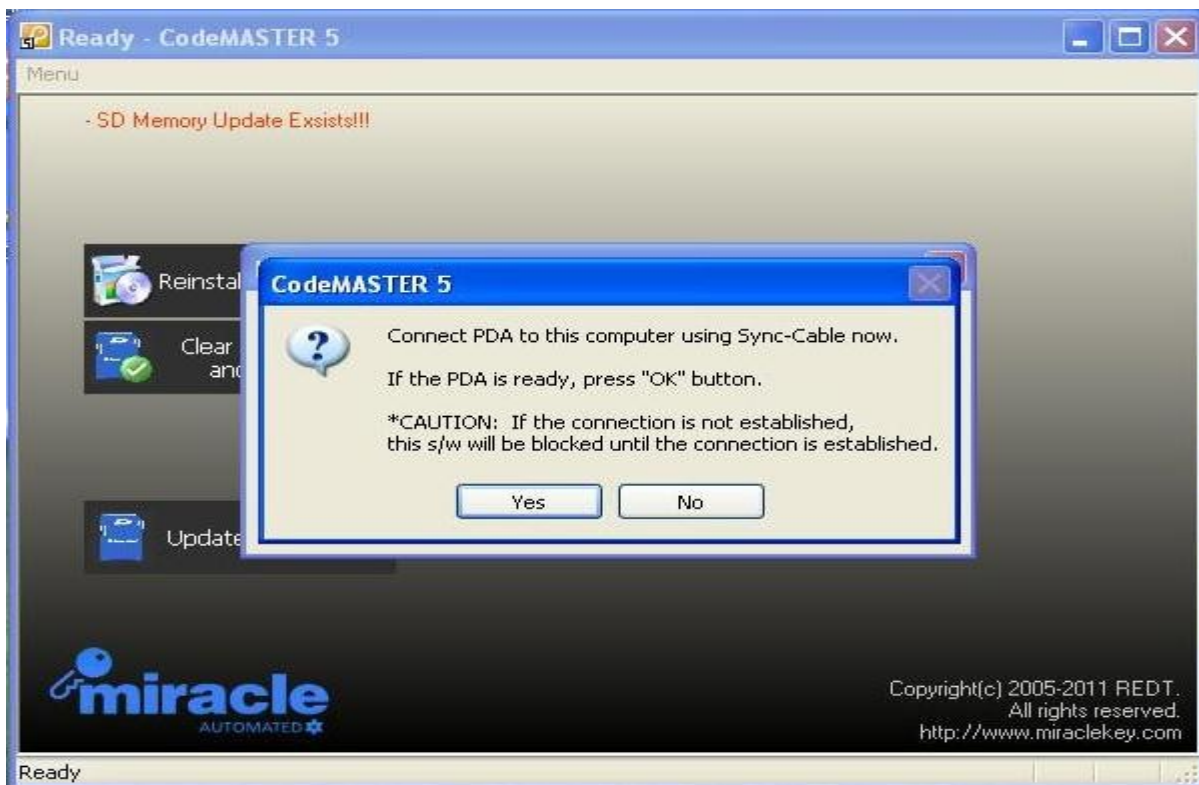


## Updating your PC and PDA software

Once finished then run the CodeMaster and follow the paths set up for you.



## Updating your PC and PDA software



## Updating your PC and PDA software

### Update PDA

This process will update data in PDA to the latest.  
Connect PDA to this computer.

Once the PDA is ready, press "Start" button to start updating.

Updates:

Pocket CodeMASTER 5 Update

Date of Update:

- January 18, 2011
  - Minor bug fix regarding LDV key cut
- January 11, 2011
  - Code input support in LDV
  - Renault VA2 added
  - Hyundai I-Series, TR49 added
- January 07, 2011
  - Renault Smart Key added

Destination:

Remote Folder (PDA)

Start

Status

Close

**CodeMASTER 5**

Do you want to start upgrading PDA now?

Yes

No

### Update PDA

This process will update data in PDA to the latest.  
Connect PDA to this computer.

Once the PDA is ready, press "Start" button to start updating.

Updates:

Pocket CodeMASTER 5 Update

Date of Update:

- January 18, 2011
  - Minor bug fix regarding LDV key cut
- January 11, 2011
  - Code input support in LDV FO19
  - Renault VA2 added
  - Hyundai I-Series, TR49 added
- January 07, 2011
  - Renault Smart Key added

Destination:

Remote Folder (PDA)

PCMS

Stop Updating


Updating... 3%

File	Status
model/1.Automobile/ACURA/	Completer
model/1.Automobile/ALFA ROMEO/Ilco/A...	Completer
model/1.Automobile/ALFA ROMEO/Ilco/F...	Completer
model/1.Automobile/ALFA ROMEO/Ilco/F...	Completer
model/1.Automobile/ALFA ROMEO/Ilco/N...	Completer
model/1.Automobile/ALFA ROMEO/Ilco/N...	Completer
model/1.Automobile/ALFA ROMEO/Ilco/S...	Updating.

Close

## Updating your PC and PDA software

**Update PDA**



This process will update data in PDA to the latest.  
Connect PDA to this computer.

Once the PDA is ready, press "Start" button to start updating.

Updates:

- Pocket CodeMASTER 5 Update

Date of Update:

- January 18, 2011
  - Minor bug fix regarding LDV key cut
- January 11, 2011
  - Code input support in LDV FO19
  - Renault VA2 added
  - Hyundai I-Series, TR49 added
- January 07, 2011
  - Renault Smart Key added

Destination:

Remote Folder (PDA)  
PCMS

Stop Updating

**CodeMASTER 5**

Updating PDA is completed.

OK

Completed

Close

**Ready - CodeMASTER 5**

Menu

- SD Memory Update Exists!!!

- Reinstall
- Clear and
- Update

**CodeMASTER 5**

S/W was installed successfully.

OK

**Install S/W to Mobile Device (PDA, Smart Phone)**

Installs S/W for Microsoft Window Mobile operating system to mobile device like PDA, smart phone.

S/W was installed successfully.

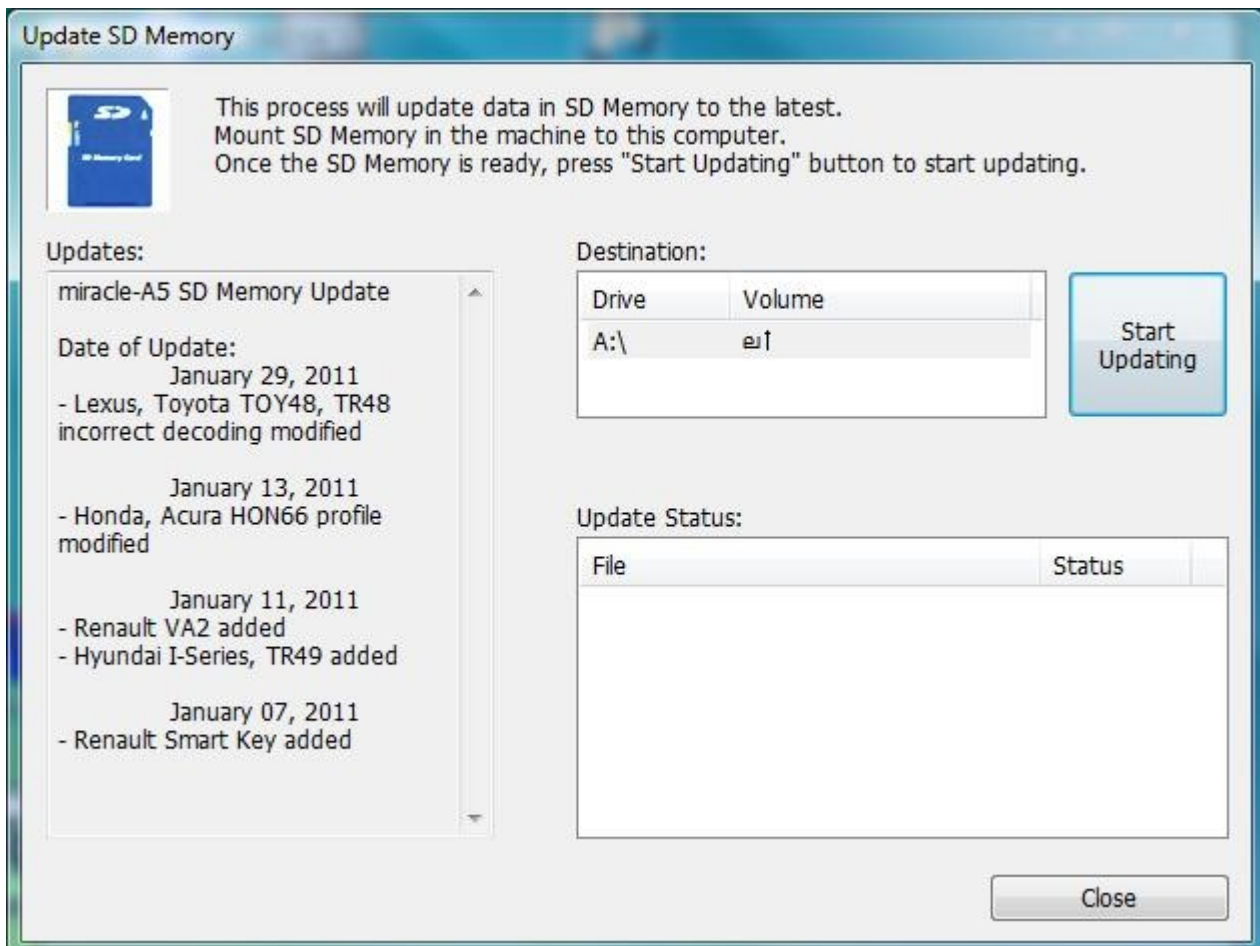
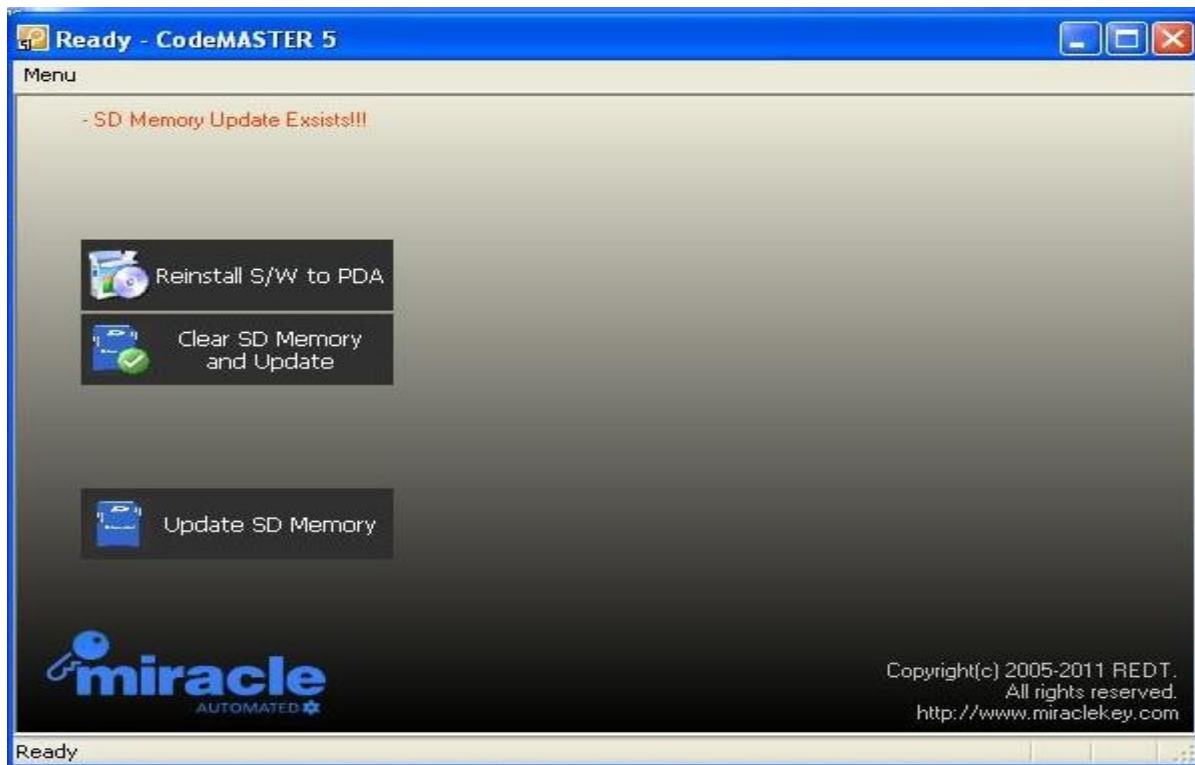
Do you want to continue?

Start      Close

Ready


Copyright(c) 2005-2011 REDT.  
All rights reserved.  
<http://www.miraclekey.com>

## Updating your PC and PDA software



## Updating your PC and PDA software

**Update SD Memory**

 This process will update data in SD Memory to the latest. Mount SD Memory in the machine to this computer. Once the SD Memory is ready, press "Start Updating" button to start updating.

**Updates:**

miracle-A5 SD Memory Update


**Date of Update:**  
 January 29, 2011  
 - Lexus, Toyota TOY48, TR48  
 incorrect decoding modified

**Destination:**

Drive	Volume
A:\	<input type="checkbox"/> ↑
H:\	<input type="checkbox"/> ↑


**Start Updating**

**CodeMASTER 5**

 This will erase all data in SD memory card.  
Do you want to continue?

**Close**

**Update SD Memory**

 This process will update data in SD Memory to the latest. Mount SD Memory in the machine to this computer. Once the SD Memory is ready, press "Start Updating" button to start updating.

**Updates:**

miracle-A5 SD Memory Update

**Date of Update:**  
 January 29, 2011  
 - Lexus, Toyota TOY48, TR48  
 incorrect decoding modified

January 13, 2011  
 - Honda, Acura HON66 profile  
 modified

January 11, 2011  
 - Renault VA2 added  
 - Hyundai I-Series, TR49 added

January 07, 2011  
 - Renault Smart Key added

**Destination:**

Drive	Volume
A:\	<input type="checkbox"/> ↑
H:\	<input type="checkbox"/> ↑

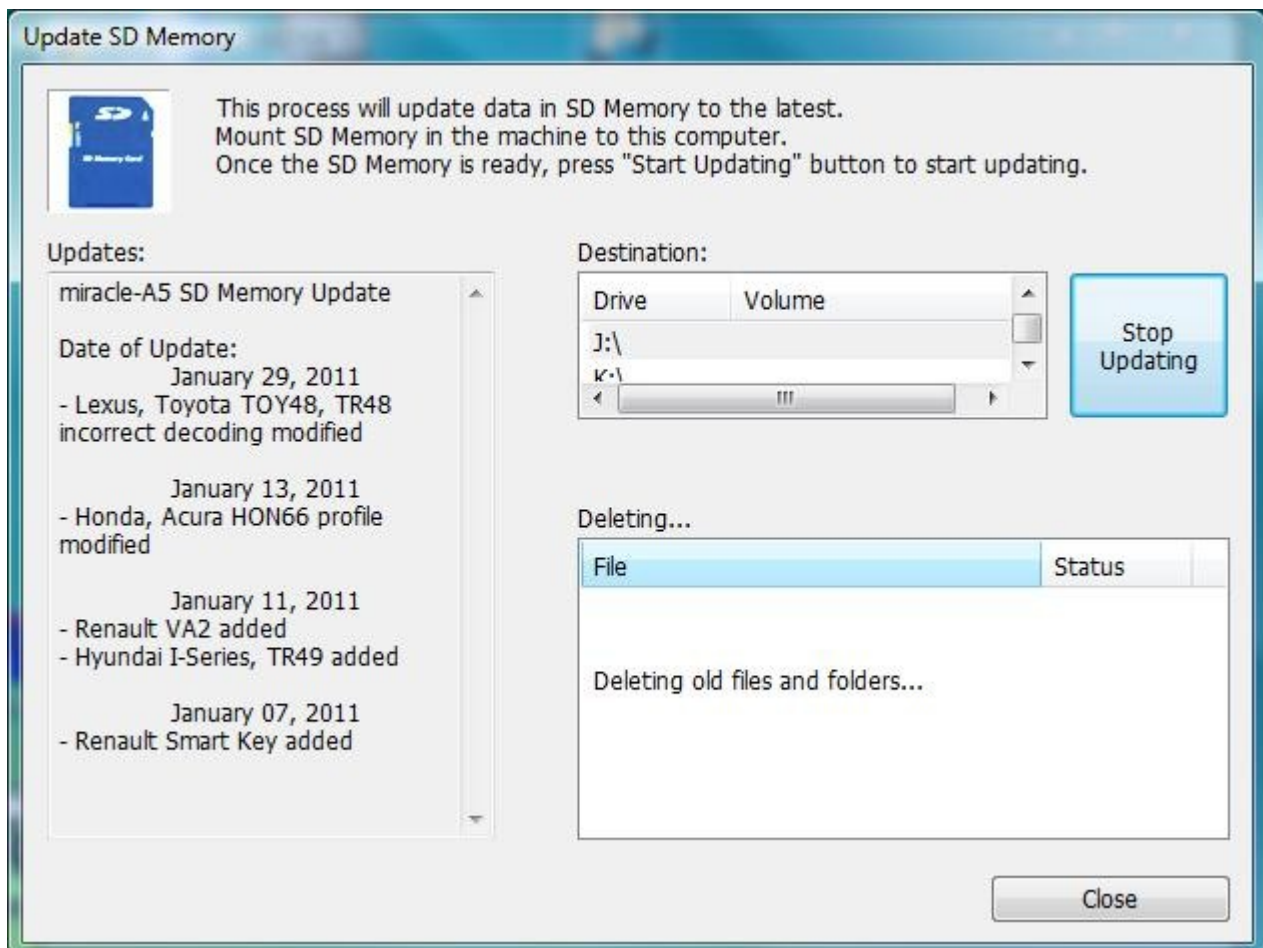
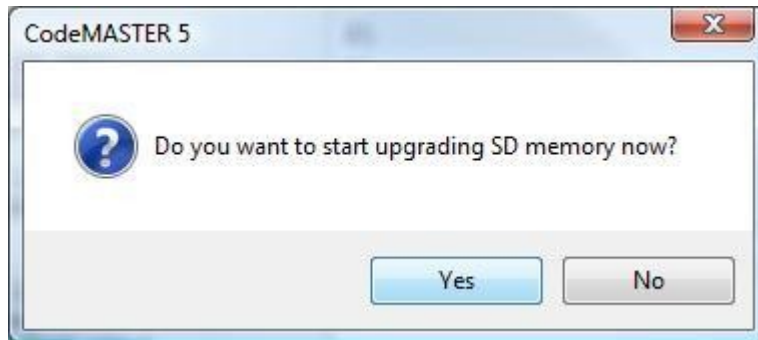
**Start Updating**

**Update Status:**

File	Status


**Close**

## Updating your PC and PDA software



## Updating your PC and PDA software

**Update SD Memory**

 This process will update data in SD Memory to the latest. Mount SD Memory in the machine to this computer. Once the SD Memory is ready, press "Start Updating" button to start updating.

**Updates:**

miracle-A5 SD Memory Update

**Date of Update:**  
 January 29, 2011  
 - Lexus, Toyota TOY48, TR48 incorrect decoding modified

January 13, 2011  
 - Honda, Acura HON66 profile modified

January 11, 2011  
 - Renault VA2 added  
 - Hyundai I-Series, TR49 added

January 07, 2011  
 - Renault Smart Key added

**Destination:**

Drive	Volume
J:\	
K:\	


**Stop Updating**

Updating... 2%

File	Status
MITSUBIS/Ilco/X236.D88	Completed
MITSUBIS/Ilco/X245.D88	Completed
MITSUBIS/Ilco/Y155.D77	Completed
MITSUBIS/Ilco/Y157.D77	Completed
MITSUBIS/Ilco/Y159.D77	Completed
MITSUBIS/Ilco/Y160.D77	Updating...

**Close**

**Update SD Memory**

 This process will update data in SD Memory to the latest. Mount SD Memory in the machine to this computer. Once the SD Memory is ready, press "Start Updating" button to start updating.

**Updates:**

miracle-A5 SD Mem


**Date of Update:**  
 January  
 - Lexus, Toyota TO  
 incorrect decoding

January  
 - Honda, Acura HO  
 modified

January 11, 2011  
 - Renault VA2 added  
 - Hyundai I-Series, TR49 added

January 07, 2011  
 - Renault Smart Key added

**CodeMASTER 5**

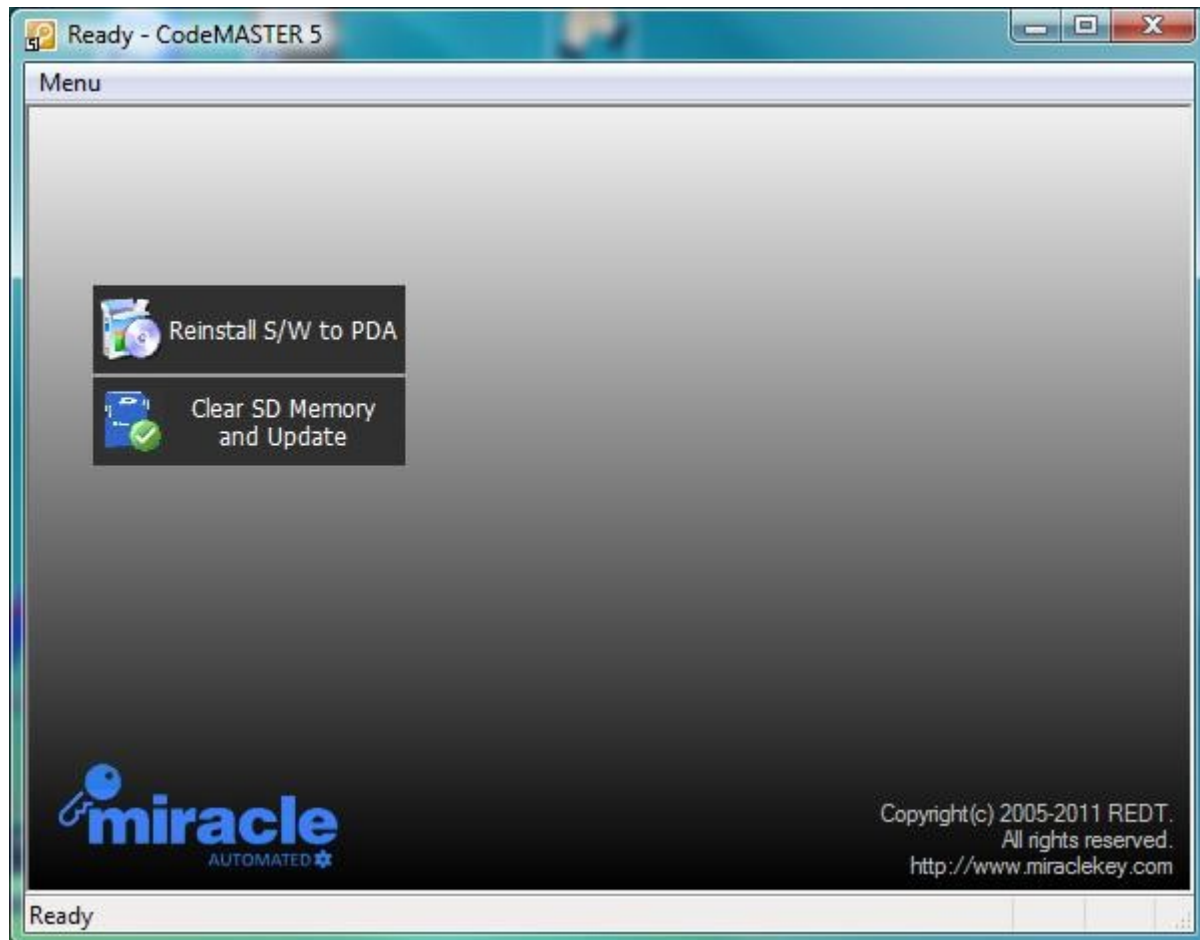
 Updating SD Memory is completed.

**OK**

File	Status
MERCURY/Silca/FO38.D88	Completed
MERCURY/Silca/FO40.D88	Completed
MERCURY/Silca/	Completed
MERCURY/	Completed
Completed	

**Close**

## Updating your PC and PDA software



The PDA and SD are now ready to be used. Check the Bluetooth settings on the PDA and make sure you have set up the incoming Com Port to 8.